

Custom made to fit
any lifestyle

How did we do it?

Ideal took the look of a classic wood window and combined it with all the benefits that are found in a vinyl window ***PLUS....***

- Steel reinforced meeting rails
- Shadow grooved welded sashes
- Teflon coated stainless steel Constant Force balance system
- Continuous head & sill
- Factory mullied units
- Forced entry night latch
- 5 color options
- Optional ***DP-50*** Upgrade

PerfectFit² 
W I N D O W S

Outside Features

- **Internal & External Euro-Grooves** provide easy snap on channels for a variety of accessory items.
- **Unique contoured exterior frame.**
- Units made **every 1/8"** providing the PerfectFit.
- Mitered glazing beads.
- **Fully welded sill** without weep holes provides unmatched air infiltration results.



PerfectFit2 
WINDOWS

Inside Features

- **Dedicated head** offers a cleaner look with better air infiltration performance than units with snap-in head adapters.
- **Shadow grooved** welded sashes.
- **DVL™ Deluxe Vent Lock** allows the window to vent partially with added security.
- **Unique heritage style beveled sash.**
- **Externally glazed** provides a clean aesthetically pleasing view from inside.




PerfectFit² 
W I N D O W S

Steel Reinforcement

Without steel reinforcement, it's impossible for a vinyl window to have the ***structural integrity*** needed to ***prevent sash deflection***.

All PerfectFit windows are steel reinforced in both sashes. This ensures ***optimum long-term performance***. Even the strongest PVC vinyl compound available needs full steel reinforcement to maintain this type of performance.



PerfectFit² 
W I N D O W S



Stylish Locks

Forgiving Cam: Most valuable feature in a window. This design insures proper engagement between the lock and keeper.

Security & Reliability: The-pick resistant design of this lock helps exceed forced entry requirements.

Material: High-pressure, corrosion-resistant, die-cast zinc.


Double Locks: Found on all double hung units 26" and over. (26" tall in sliders).

PerfectFit² 
W I N D O W S

Force Entry Night Latch

DVL™ Deluxe Vent Lock

***Passes ASTM F 588-97 (Grade 10)
For Forced Entry Resistance!***



The tongue-and-groove design securely interlocks at the top and bottom of the lock assembly for additional forced entry resistance.

DISENGAGED

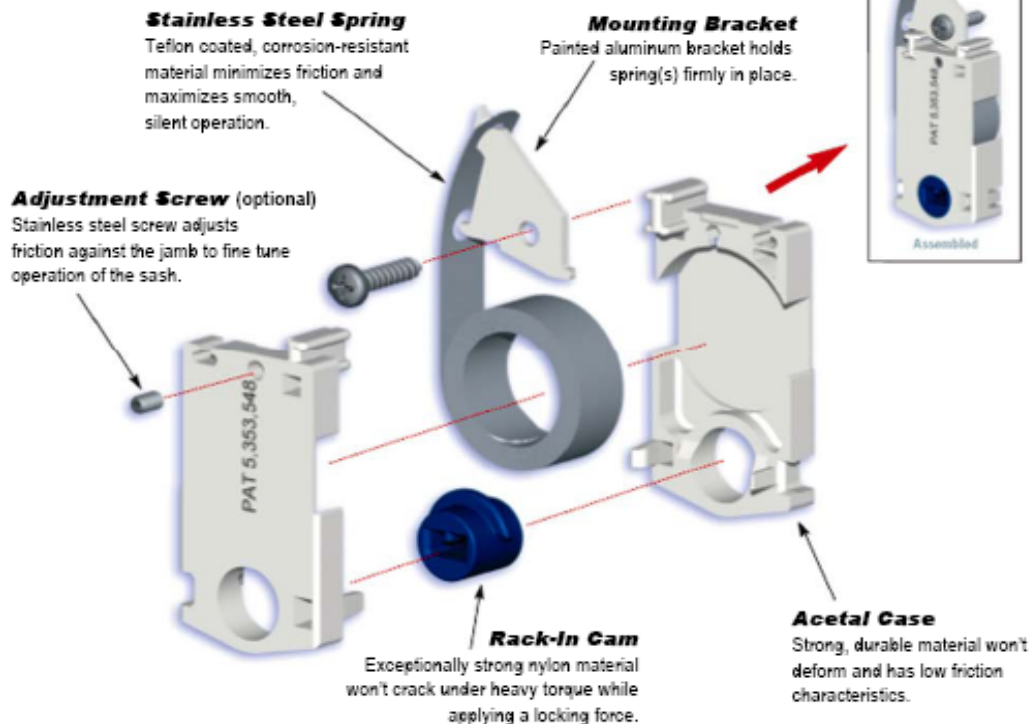
ENGAGED

- **Allows double hung windows to be vented without sacrificing home security.**
- **Looks and fits like a standard vent stop, but performs as a lock.**
- **Easily activated with a spring-loaded bolt.**

Roller-Tilt® Constant Force Balance System

The only constant force balance system where the springs follow the sash. The patented design allows the sash to move with considerably less friction and noise.

Rated Class 2
on the *AAMA
Verified
Components
list!



Homeowner Safe:

In order to disengage the sash from the frame the Roller Tilt® System must be racked. This prevents accidentally tilting the sash in when cleaning and disengaging the sash from the frame.

* American Architectural
Manufacturers Association



DP-35

Design Pressure

PerfectFit
Double Hung performs to a
DP-35 “right out of the box”.

Current new window ratings are based on a number of performance requirements including **Air Infiltration, Water Resistance, Uniform Load Structural Testing** (positive & negative loads), **Forced Entry Resistance** and **Operating Force Testing**.

DP-35 rated products are designed to withstand wind gusts over 120 mph.

PerfectFit 
WINDOWS



Color Choices

SOLID



Linen



Almond



**Brown/
Linen**

Linen on the inside



**Clay/
Linen**

Linen on the outside



**Oak/
Linen**

Locking Screen



- Extruded Aluminum
- Narrow Profile
- Peened Steel Reinforced Corners
- Locking Tabs

PerfectFit² 
WINDOWS

Slider Windows

- Steel Reinforced, Interlocking Meeting Rails provide stability and strength missing from most vinyl products.
- Anti-Lift Fillers provide security and unwanted entry.
- Slider Vent locks provide limited ventilation for all slider units.



PerfectFit² 
W I N D O W S

Thermal Performance Options

Increased utility bills really become a stress factor with today's homeowner.

The importance of **reducing energy** costs is a top priority. **PerfectFit windows solve that problem** with top of the line energy saving options.

PerfectFit 
W I N D O W S



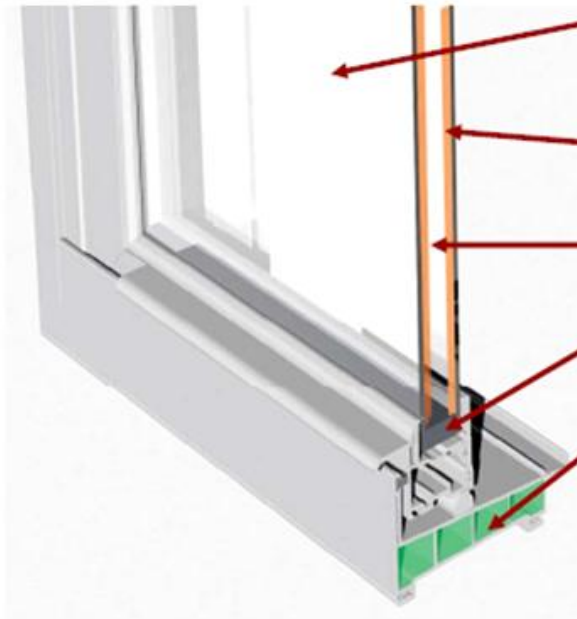
The energy efficiency of vinyl windows that **exceed the Energy Star® requirements** mean there is less electricity is used to heat and cool a home.

This helps to **reduce the greenhouse gas emissions** associated with coal fired power plants. In addition, the **low maintenance requirements of vinyl windows** eliminate the need for paint and stains, which can negatively impact air quality.





Energy Green Package Includes:

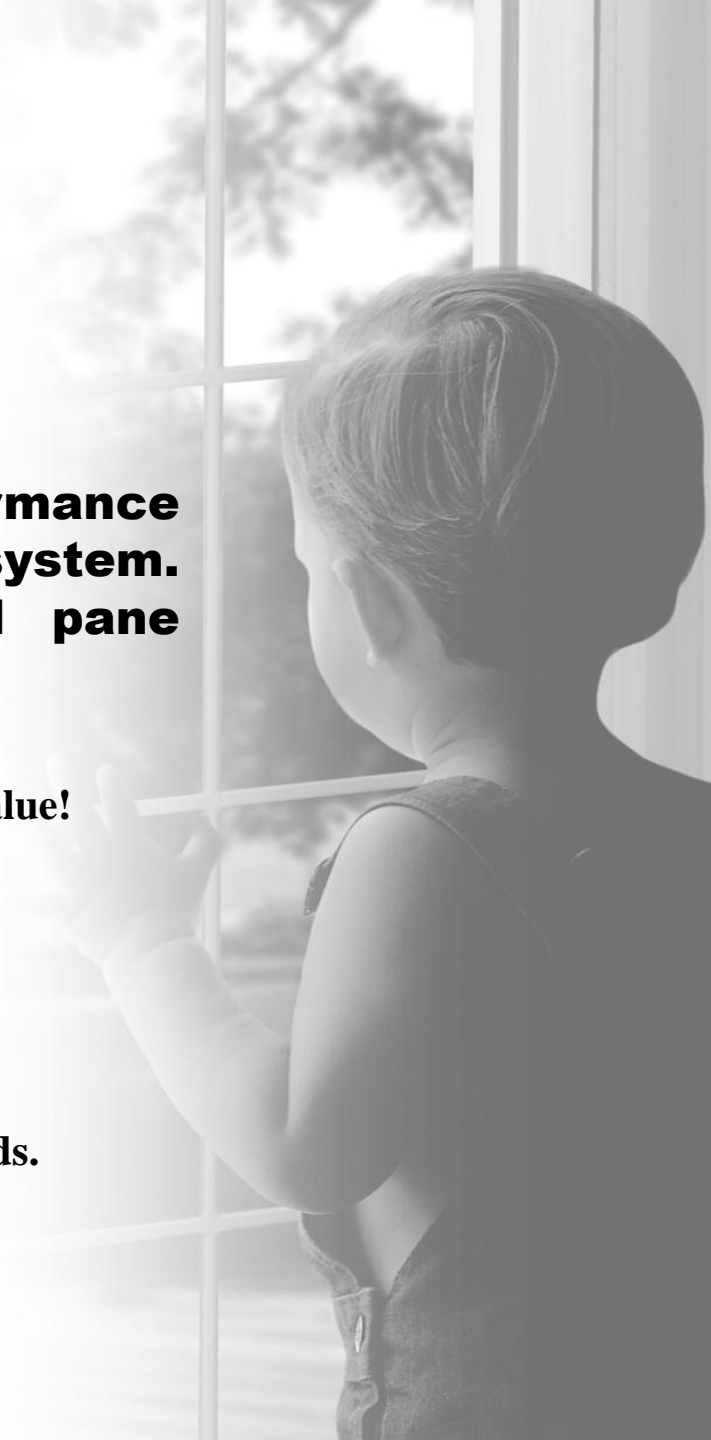


- **7/8" Dual Pane
Double Strength Insulated Glass**
- **Ti-AC 36™ LowE Glass**
- **Argon Gas**
- **Warm Edge Super Spacer®**
- **Foam Filled Frames**



Majestic Signature Series high performance glass is the “next generation” glass system. ESM is the biggest advance in dual pane technology in many years.

- **Triple pane performance at a dual pane price. Your best value!**
- **30% less weight and 40% less cost than triple pane.**
- **Highest rate return for your money.**
- **More year round comfort in your home.**
- **Meets and exceeds the .30/.30 ARRA tax credit standard.**
- **Meets and exceeds the 2010 & 2013 Energy Star® standards.**
- **Built with green in mind.**



AGC

Double Strength Dual Pane TiR LowE Glass & Argon Gas



AGC's Comfort Ti-AC 36™ Low-E Glass

Achieving the lowest emissivity rating ever at .03, this invisible metallic reflector maintains a comfortable room temperature while saving money yearly on energy bills.

Argon Filled Air Spaces

Argon gas, which is about 190% denser than air, can replace the air between the glass. The result is an insulated glass unit providing maximum energy savings.



Intercept® Ultra Stainless Steel Spacer

All Majestic Windows feature the **ULTRA Stainless Steel** spacer system. The spacer system provides outstanding strength and flexibility, while allowing the insulated glass unit to adjust to temperature changes.

1. Reduced Heat Loss

- Ultra stainless steel spacers are so energy efficient, they keep the edges of the windows glass warmer.
- Ultra stainless spacers are as efficient as foam non-metallic spacers.

2. Improved Aesthetics

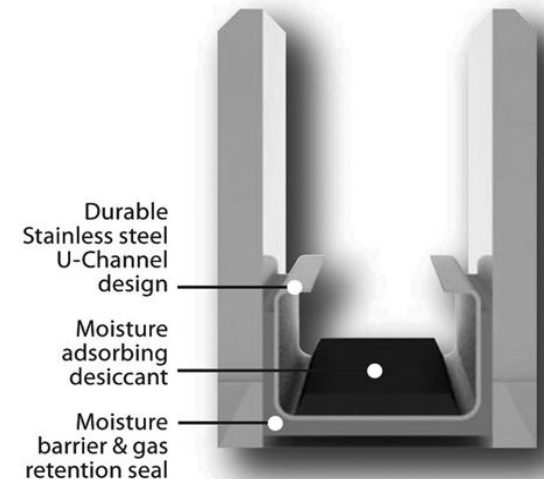

- Steel spacer is machine formed, folded and installed straight, providing a spacer which stays hidden behind the sash profile over long distances and in the corners.
- All Intercept spacer systems provide a precisely calculated punch plot for grids to be clipped into. This virtually eliminates crooked grids due to human error or handling.

3. Argon Gas Retention

Improved Argon Gas retention. Tested to less than 1% loss per year.

4. Warmer Glass Temperature

- Better insulating value (89% higher R-Value)
- Lower energy bills.
- Fewer drafts, improved comfort



Foam Filled Frames



Optional foam filled frames can reduce energy costs over the life of new windows by hundreds of dollars.

This polyurethane foam will increase the insulating value of the window frame up to 30%. While also enhancing condensation resistance, foam filled frames build home value and improve frame rigidity.

PerfectFit2
WINDOWS